

## GGM KITIP24xx-48xx

### Enable IP Filter

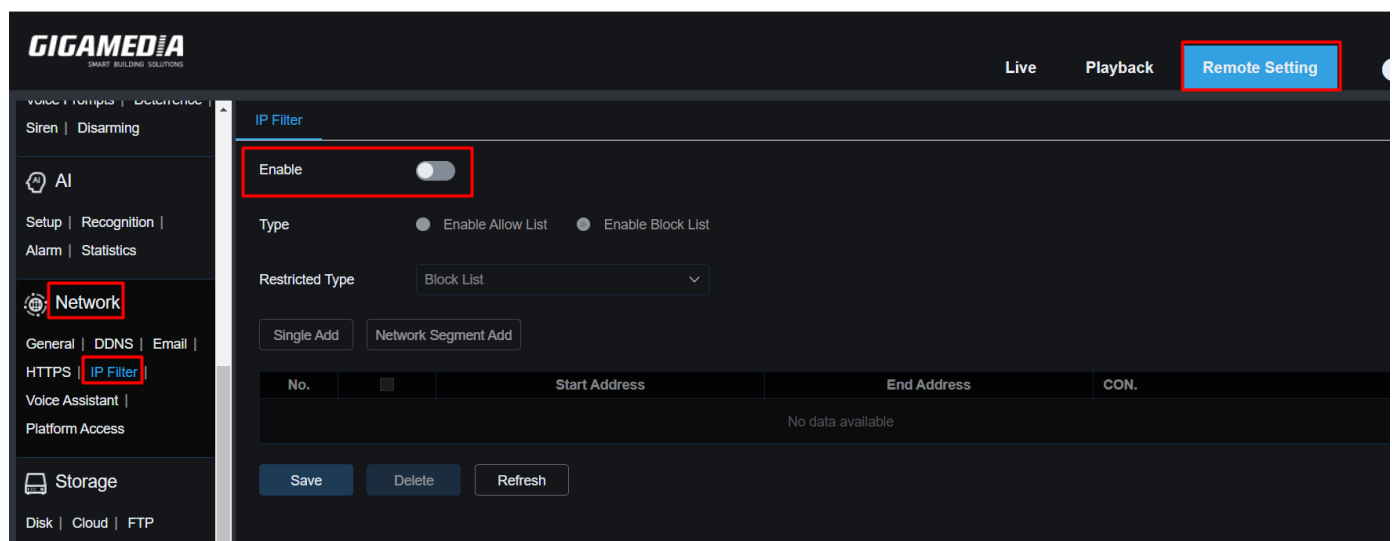


In order to enhance the security of access to your GIGAMEDIA recorder, you have the option to filter access through a list of IP addresses to allow or deny connections.

There are 2 possibilities :

- Enable an authorization list : Only the IP addresses on this list will be able to connect to the recorder
- Enable blockink list : Everyone will be able to connect to the recorder except for the IP addresses on this list.

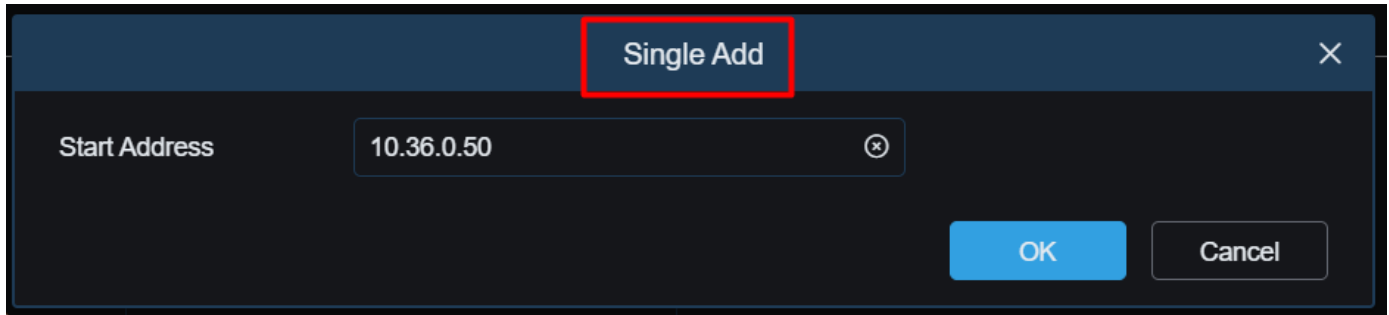
Go to the Configuration Menu, then **Network** and select **IP Filter**



## Enable Allow List

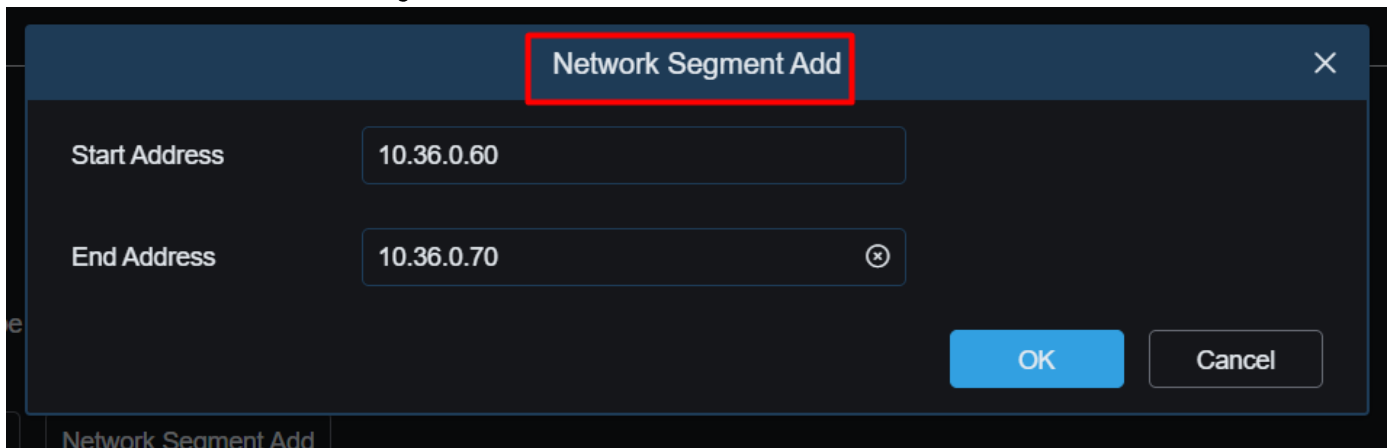
- Enable this function
- Choose Restricted Type : Allow List

You can add a single IP address :



A dialog box titled "Single Add" with a close button (X) in the top right corner. It contains a "Start Address" label and a text input field with the value "10.36.0.50". To the right of the input field is a small circular icon with a cross. At the bottom right, there are two buttons: "OK" (blue) and "Cancel" (grey).

Or add a Network Segment :



A dialog box titled "Network Segment Add" with a close button (X) in the top right corner. It contains two labels: "Start Address" and "End Address". The "Start Address" has a text input field with the value "10.36.0.60". The "End Address" has a text input field with the value "10.36.0.70" and a small circular icon with a cross to its right. At the bottom right, there are two buttons: "OK" (blue) and "Cancel" (grey).

IP Filter

Enable

☒

Type

☒ Enable Allow List
 ☐ Enable Block List

Restricted Type

Allow List

Single Add

Network Segment Add

No.	<input type="checkbox"/>	Start Address	End Address	CON.
1	<input type="checkbox"/>	10.36.0.50	10.36.0.50	<div>Edit</div> <div>Delete</div>
2	<input type="checkbox"/>	10.36.0.60	10.36.0.70	<div>Edit</div> <div>Delete</div>

Save

Delete

Refresh


Join Successful!


## SAVE


### Connection via WEB browser :

Example : My IP address is 10.36.0.51, I therefore do not have the authorization to connect to the WEB interface of the recorder:

ENGLISH


  
SMART BUILDING SOLUTIONS

 Username

 Password

The local IP address is forbidden.

Login

Recover Password

### Enable Block List :

- Enable this function
- Choose Restricted Type : Block List

IP Filter

Enable
☒

Type
☐ Enable Allow List
☒ Enable Block List

Restricted Type

Block List

Single Add
Network Segment Add


No.	<input type="checkbox"/>	Start Address	End Address	CON.
1	<input type="checkbox"/>	10.36.0.51	10.36.0.51	Edit Delete

Save
Delete
Refresh
Join Successfull

### Connection attempt:

All workstations have authorization to connect, except for my computer 10.36.0.51

ENGLISH


  
SMART BUILDING SOLUTIONS

Username

Password

The local IP address is forbidden.

Login

Recover Password