

GGM CCKITAHD

Remote Access from your smartphone and GGM VIEW App

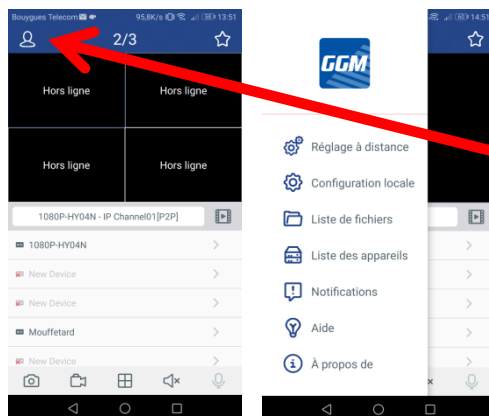


Valid for those references :

- GGM CCKITAHD
- GGM CCKITAHD4
- GGM CCKITAHD8
- GGM CCEL2KITAHD4
- GGM CCKITAHD 1080P
- GGM CCAHDXX
- GGM CCELXX



First, please download our Free Application **GGM VIEW** from your store (Google Play Store Or Apple Store)

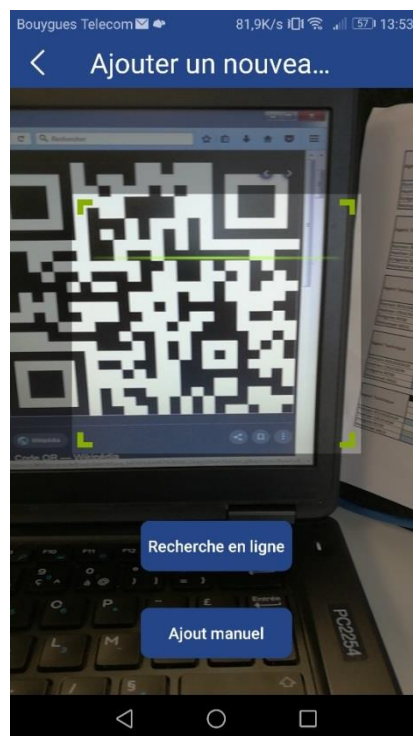


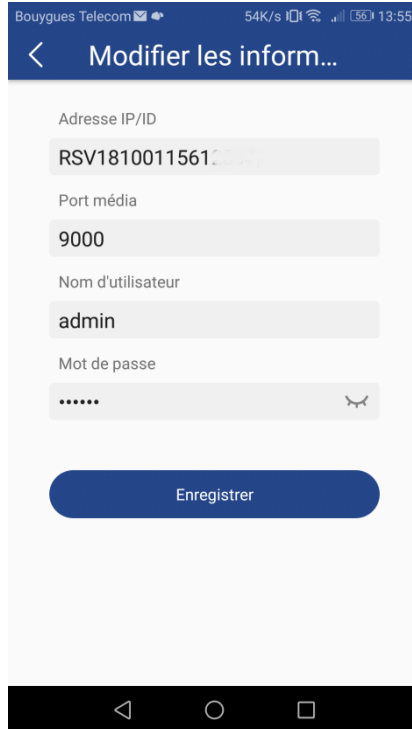
Here, you can Go to the Menu and Select
DEVICE LIST.



Logo + to add a new Device
(top right)

Now you can Flash your **QRcode** or Add it Manually



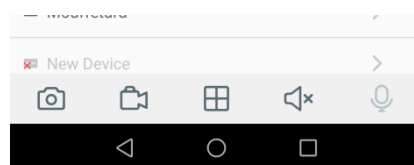


Now, fill in others parameters such as User Name and password and
SAVE

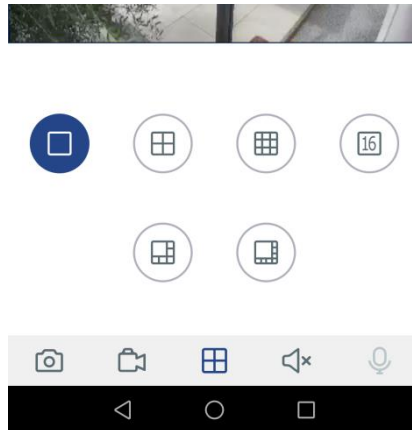
Caution : Password requires 8 characters strictly

Last, in **Liveview**, cameras are displaying gradually (according your bandwidth)

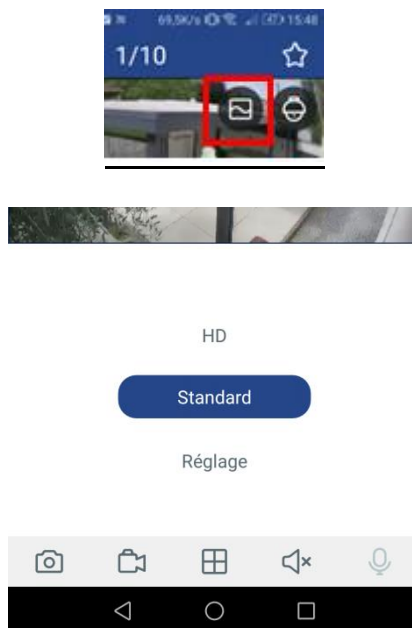
Others Parameters :



You can change VIEWS :



Change your resolution in Liveview :



Activate PUSH Notifications

Go to **Menu Notifications / Settings** and **Add** your Notifications.

